

# Great Lakes Division The Company of Master Mariners of Canada

**Tuesday April 18, 2023**

**1900 hrs.**



# Welcome to Invited Guests and Members



**New Members - Navigation  
Cadets – Georgian College**



# **CMMC Great Lakes Division Agenda – April 18, 2023**

- 1. Opening and Welcome**
- 2. Industry Update April 2023**
- 3. Business Meeting Agenda**
- 4. Minutes of March 21, 2023 Meeting**
- 5. Business Arising March 21, 2023**
  - Mission to Seafarers Donation**
  - CMMC Great Lakes Division Mentorship Program**
- 6. April 2023 Financial Report / Membership Update (Treasurer)**
- 7. Secretary's Report (Secretary)**
- 8. National Executive Directors Meeting – April 21, 2023**
- 9. May 2023 Meeting (in person meeting to discuss) – Nominations for Great Lakes Executive at June AGM**
- 10. June 2023 Meeting - AGM**
- 11. Next Meeting and Adjournment**

# **Great Lakes and Marine Industry News Update**

**April 2023**

# **Job Market**

# **Captain - Toronto Island Marina**

## **Toronto, ON**

**Are you looking for a fun and unique seasonal job? Look no further!**

**Located on the beautiful Toronto Islands, we are a 250+ slip marina, equipped with a fuel dock, restaurant and our own ferry service running from Queens Quay & York St. directly to the marina.**

**The Captain is responsible for safely transporting staff, boaters, guests, and supplies to and from the marina and the city, via our two passenger tenders.**

**We are looking for already-licensed Captains, as well as motivated individuals with the desire to pursue training to obtain their 60 Ton License.**

## **Second Mate**

**Pelee Island Transportation Company Leamington, ON**

**\$75,722 a year - Full-time, Permanent**

**Position: 2ndMate (Pelee Islander II )**

**Location: Leamington/Kingsville, ON**

**Posting Date: March 22, 2023    Posting Closes: Open till filled    Start Date: March 27, 2023 / April 18, 2023**

**Rotation: 1 week on / 1 week off**

**Reports To: Captain**

**Pelee Island Transportation Company operates the Pelee Islander and Pelee Islander II ferries between Pelee Island and the Mainland from April to December. Licensed employees work seasonally from March to mid-December each year although one position will commence on March 20 to support vessel dry docking and the other position will begin on April 18.**

**We seek to fill two 2ndMates positions working a 7 day on/off rotation. The company provides meals and accommodation is available on the vessel during your work rotation.**

**First Mate  
Pelee Island Transportation Company  
Leamington, ON**

**\$86,539 a year - Full-time, Permanent**

**Full-time**

**Permanent**

**Benefits**

**GENERAL ACCOUNTABILITY**

**The First Mate is responsible for the day-to-day management, maintenance, efficient and economical operation of the vessel Deck Department. Incumbents stand a navigational watch and are second in command of the vessel and the officer in charge when the Captain is absent.**

**The First Mate is in charge of all cargo operations including loading and discharging of the ship and is responsible for the safety and supervision of junior ratings crew.**



# **First Mate**

## **Owen Sound Transportation Company, Tobermory, ON**

**\$87,843 a year - Full-time, Permanent**

**Full-time**

**Permanent**

**POSITION: First Mate**

**DIVISION: Northern Division**

**REPORTS TO: Captain**

**LOCATION: Chi-Cheemaun**

**TYPE: Seasonal**

**SAFETY SENSITIVE: Yes**

**UNION: No**

**SAFE MANNING: Yes**

### **GENERAL ACCOUNTABILITY**

**The First Mate is responsible for the day-to-day management, maintenance, efficient and economical operation of the vessel Deck Department. Incumbents stand a navigational watch and are second in command of the vessel and the officer in charge when the Captain is absent.**

**The First Mate is in charge of all cargo operations including loading and discharging of the ship and is responsible for the safety and supervision of junior ratings crew.**

# **CITY OF TORONTO ISLAND FERRIES**

**Looking for Deckhands, Mates & Captains.**

**To apply, go to : [toronto.ca/jobs](https://toronto.ca/jobs)**

**1. click: APPLICANT INFORMATION**

**2. click: HIRING PROCESS.**

**Submit your resume & sign up for alerts.**

# **BRIGANTINE CAPTAIN:**

**Brigs are looking for 2 new captains for the brigantines Pathfinder and Playfair for the 2023 navigation Season.**

**Pay is \$45,000k. Job Description: <https://www.brigs.ca/careers>**

**Master 150 GT, Domestic**

**Start Date: April 2023**

**End Date: October 2023**

**Applications are made to [hr@brigs.ca](mailto:hr@brigs.ca) and must include:**

**Cover Letter**

**Resume**

# **Great Lakes and Marine Industry News Update**

**April 2023**



**CCGS Samuel  
Risley  
becomes the  
first vessel to  
transit the  
Poe Lock this  
season at the  
Soo.**

U.S. Army Corps of  
Engineers image

March 21



**CSL St-Laurent is all decked out with flags for the opening of the Welland Canal.**

Bobby Dzz image, March 22



**CSL ST-  
Laurent  
Chief  
Engineer  
Stoyan  
Vlaev  
joining  
Capt Ryan  
for a  
photo op.**

Bill Bird photo



**Mayor of Port Colborne Bill Steele (left) presents Captain Michael Rodaway (centre) with the 2023 ceremonial top hat. The Florence Spirit, was the first downward vessel of the 65th navigation season to pass through Lock 8 Port Colborne, Mar. 22.** Photo credit: Facebook/City of Port Colborne





**The CAPTAIN  
HENRY  
JACKMAN was  
the first ship  
upbound for  
the Seaway's  
65th season.**

Yvan Gingras photo



**Captain of the Harvest Spirit, Adam Hagen, said that being the vessel that opens Thunder Bay shipping season was quite an honour.**

**THUNDER BAY — The MV Harvest’s arrival marked the beginning of the 2023 shipping season for the Port of Thunder Bay on Sunday.**

**NORTHERN ONTARIO**  
**Business**

**The Harvest Spirit crossed Thunder Bay’s breakwall at 0500 hours, a day after passing through the Soo Locks and tied up at Superior Elevator and departed Sunday Night for Windsor with a 14,200-tonne load of canola.**



**DULUTH — When the 656-foot Federal Dart passed under the Aerial Lift Bridge at 3:30 p.m. Tuesday, it became the earliest oceangoing vessel to arrive in the port of Duluth-Superior.**

**According to VesselFinder.com, the ship left Turkey on March 3 and made a brief port call in Spain before crossing the Atlantic Ocean and completing the 2,342-mile voyage from the Atlantic Ocean to North America's farthest-inland seaport.**

**The saltie Federal Dart sails past the South Pier Lighthouse while arriving at the Duluth Entry on Tuesday in Duluth. The Marshall Islands-flagged ship owned by Fednav is set to unload 23,000 tonnes of Turkish cement at the CRH / Ash Grove Cement Terminal on Rice's Point in Duluth.** Clint Austin / Duluth News Tribune



**First ship to  
arrive in the  
Port of Oshawa  
in 2023: NACC  
Quebec.**

Photo Kelly Noseworthy



**The first vessel of the 2023 shipping season for the Hamilton-Oshawa Port Authority arrived in Hamilton March 22 when the MV Florence Spirit arrived from Detroit. The first 'saltie' ocean-going vessel – the MV Federal Champlain – arrived Tuesday and was promptly loaded with Canadian corn.**

The first ship to arrive in the Port of Hamilton in 2023: MV Florence Spirit



# Shipping season starts with top hat ceremony in Goderich, Ont.

CTV News, London

**Goderich Deputy Mayor Trevor Bazinet put the official top hat on Captain John Lavery's head for being the first ship (M/V Algoma Innovator) to arrive in the Goderich Port this shipping season on March 31, 2023.**

(Scott Miller/CTV News London)





**19,000 tonnes  
of sugar for  
Redpath  
Refinery from  
Corinto,  
Nicaragua**



**PortsToronto celebrates 162nd annual Top Hat Ceremony with the arrival of the first ship of the season (April 3, 2023) – A sure sign of spring’s arrival, the first international ship of the 2023 shipping season has arrived at the Port of Toronto. Early today, PortsToronto “crowned” Captain Vyacheslav Tykhonov of the MV Andean with an antique top hat – first presented in the spring of 1861– at the annual Top Hat Ceremony. For the past 162 years, PortsToronto has celebrated the official opening of the commercial shipping season by crowning the captain of the first ocean-going vessel or “saltie” to arrive at the port.**



**The M/V Egbert Wagenborg is the first foreign ship to arrive at the Port of Windsor this year.**

**The “salty” is registered in the Netherlands and is classified as a general cargo ship. She is capable of carrying more than 20,000 metric tonnes of cargo. M/V Egbert Wagenborg arrived at ADM Agri Industries on Tuesday.**

**M/V Egbert Wagenborg.**

Windsor Aerial photo





**First ship through newly-opened Soo Locks will be the 1,000-foot freighter M/V Edwin H. Gott of CN's Great Lakes Fleet.**

**The Edwin H. Gott is pictured outside the Soo Locks in Sault Ste. Marie on Thursday, March 23.**


U.S. Army Corps of Engineers



**Whitefish Bay slows her speed beneath the Detroit skyline before making the turn into Windsor Salt.**

Andrew Dean  
image, March  
21

*Andrew Dean*



© Aaron Thompson

**Joseph L. Block (far left and far out) approaches the Mackinac Bridge beneath a stunning solar storm over the straits.** Aaron Thompson image, March 24



**The Ports of Stockholm said that, in collaboration with several partners, has been awarded research funding from the Swedish Transport Agency for research into autonomous shipping in an urban city environment. The aim of the research project is to explore and develop the safety aspects involved and to create new preconditions for maritime sustainability and mobility services.**

**Stockholm to put autonomous ferry into operation this year**

Written by Nick Blenkey Marine Log



**Robert Lewis Manning was also Vice President and President of the Canadian Shipowners Association (2010 through 2016) until their merge with the Chamber of Marine Commerce.**

## **Robert Lewis-Manning Appointed CEO of the Greater Victoria Harbour Authority**

**After an extensive selection and interview process, the Board of Directors offered the role to Vancouver based Lewis-Manning, former president and CEO of the Chamber of Shipping. Lewis-Manning has over 20 years of executive-level leadership experience in the global marine transportation sector and has established a reputation as an innovative thought leader committed to building diverse and high-performing teams. During his time with the Chamber of Shipping, he was responsible for developing and implementing a new strategic direction, including expanding client base and revenue; prioritizing partnerships with First Nations communities; and facilitating substantial changes to vessel operations in Canadian waters. He also advocated and negotiated the first marine conservation agreement in Canada to protect endangered whales, securing the support of three federal departments.**



**Monthly ship to carry cargo, containers between Duluth, Belgium ports**



**DULUTH — A Dutch shipping company is set to launch a monthly liner service between Duluth and Antwerp, Belgium, allowing cargo and containers to traverse the Atlantic Ocean on a regular basis.**

**The saltie Florijngracht is seen as it sits at anchor off Park Point. The ship is owned by Spliethoff.** Steve Kuchera / File / Duluth News Tribune

**The liner might arrive in Duluth with containers and project cargo like wind turbine blades and agricultural equipment and then leave for Europe filled with grain and other containers**



# **In Memorium**

## **WILLIAM BROWN OBITUARY**

**It is with great sadness, that we announce the passing of my father William Truscott Brown, after a very brief illness at Brockville General Hospital.**

**He had a distinguished career as a Chief-Marine Engineer with Canada Steamship Lines (CSL), and Ontario Northland. Completing more than 40 years in the shipping industry.**

**In his retirement he taught marine engineering at Georgian College for several years. He spent his last chapter sailing on the St. Lawrence River and living in Brockville**

**TRAFFIC SUMMARY  
2022**

**TABLE S1**

TRAFFIC AND REVENUE	ST. LAWRENCE SEAWAY			MONTREAL - LAKE ONTARIO SECTION			WELLAND CANAL SECTION		
TRAFFIC	Tonnes and Transits	% of Total	Variance 2021%	Tonnes and Transits	% of Total	Variance 2021%	Tonnes and Transits	% of Total	Variance 2021%
<b>Cargo Tonnes by Toll Classification:</b>									
Bulk (1)	21,821,079	60.1	- 0.3	16,458,556	56.8	2.5	15,186,026	58.8	- 2.4
Coal	1,770,540	4.9	- 16.3	237,681	0.8	114.6	1,770,540	6.9	- 16.3
Grains	9,995,547	27.5	- 5.8	9,528,509	32.9	- 5.1	7,353,928	28.5	- 11.1
Government Aid	-	-	-	-	-	-	-	-	-
Containers	108,763	0.3	40.7	108,763	0.4	40.7	66,520	0.3	131.0
General Cargo	2,360,179	6.5	- 13.3	2,360,179	8.1	- 13.3	1,432,628	5.5	- 5.1
Steel Slabs	280,005	0.8	- 64.5	280,005	1.0	- 64.5	18,953	0.1	- 88.6
<b>Total Cargo Tonnes</b>	<b>36,336,113</b>	<b>100.0</b>	<b>- 4.9</b>	<b>28,973,693</b>	<b>100.0</b>	<b>- 2.7</b>	<b>25,828,595</b>	<b>100.0</b>	<b>- 6.6</b>
<b>Gross Registered Tonnage: (3)</b>									
Cargo Vessels	50,441,822	98.2	- 4.1	38,679,914	99.0	- 1.1	41,602,477	98.0	- 4.7
Non-Cargo Vessels	901,477	1.8	305.3	396,111	1.0	207.3	842,010	2.0	362.6
<b>Total Gross Registered Tonnage</b>	<b>51,343,299</b>	<b>100.0</b>	<b>- 2.8</b>	<b>39,076,025</b>	<b>100.0</b>	<b>- 0.4</b>	<b>42,444,487</b>	<b>100.0</b>	<b>- 3.1</b>
<b>Vessel Transits: (3)</b>									
Loaded Cargo Vessels	2,114	52.7	- 3.8	1,683	60.9	- 2.7	1,520	48.2	- 3.9
Ballast Cargo Vessels	1,117	27.9	- 2.7	690	25.0	- 2.1	1,097	34.8	- 1.4
Non-Cargo Vessels	777	19.4	35.6	390	14.1	24.2	535	17.0	38.6
<b>Total Vessel Transits</b>	<b>4,008</b>	<b>100.0</b>	<b>2.3</b>	<b>2,763</b>	<b>100.0</b>	<b>0.5</b>	<b>3,152</b>	<b>100.0</b>	<b>2.3</b>
<b>Additional Information: (3)</b>	<b>Number</b>			<b>Number</b>			<b>Number</b>		
Pleasure Craft Lockages	9,301	-	- 10.0	5,741	-	- 17.3	3,560	-	5.0

REVENUE (2)	Revenue	% of Total	Variance 2021%	Revenue	% of Total	Variance 2021%	Revenue	% of Total	Variance 2021%
<b>Traffic Revenue (\$) by Toll Classification (3)</b>	<b>\$</b>			<b>\$</b>			<b>\$</b>		
Bulk (1)	31,116,450	40.0	3.6	18,758,164	49.2	5.9	12,358,287	31.1	0.3
Coal	1,605,421	2.1	- 10.8	154,415	0.4	90.6	1,451,006	3.7	- 15.6
Grains	13,172,546	16.9	- 5.9	7,108,268	18.6	- 2.9	6,064,279	15.3	- 9.1
Government Aid	-	-	-	-	-	-	-	-	-
Containers	133,727	0.2	71.9	89,719	0.2	51.2	44,008	0.1	138.3
General Cargo	8,656,781	11.1	- 9.1	6,776,357	17.8	- 10.8	1,880,424	4.7	- 2.3
Steel Slabs	759,451	1.0	- 65.5	741,453	1.9	- 63.8	17,998	0.0	- 88.4
Gross Registered Tonnage	12,665,527	16.3	2.3	4,492,735	11.8	2.8	8,172,792	20.6	2.0
Lockage Fees	9,721,556	12.5	- 0.0	-	-	-	9,721,556	24.5	- 0.0
<b>Total Tolls - Current Shipping Season</b>	<b>77,831,460</b>	<b>100.0</b>	<b>- 2.4</b>	<b>38,121,111</b>	<b>100.0</b>	<b>- 2.7</b>	<b>39,710,349</b>	<b>100.0</b>	<b>- 2.1</b>

(1) Bulk, as per previous years, includes domestic general and domestic steel slabs, as per the definition of domestic in the Tariff of Tolls.

(2) Traffic revenue from commodities and vessels which transited the Seaway during the current shipping season.

(3) Passenger vessels included in non-cargo vessels.



**COMMODITY SUMMARY  
2022**

**TABLE S2**

SUMMARY OF MAJOR COMMODITIES	ST. LAWRENCE SEAWAY			MONTREAL - LAKE ONTARIO SECTION			WELLAND CANAL SECTION		
	Tonnes	% of Total	Variance 2021%	Tonnes	% of Total	Variance 2021%	Tonnes	% of Total	Variance 2021%
<b>Agricultural Products:</b>									
Wheat	5,044,219	13.9	- 12.1	4,731,030	16.3	- 12.3	4,649,792	18.0	- 14.0
Corn	1,526,958	4.2	8.3	1,526,958	5.3	12.5	465,147	1.8	0.4
Rye	-	-	-	-	-	-	-	-	-
Oats	24,086	0.1	136.3	24,086	0.1	136.3	24,086	0.1	136.3
Barley	11,851	0.0	-	11,851	0.0	-	11,851	0.0	-
Soybeans	2,391,245	6.6	11.0	2,391,245	8.3	11.9	1,227,704	4.8	9.9
Flaxseed	-	-	- 100.0	-	-	- 100.0	-	-	- 100.0
Canola (Rapeseed)	626,027	1.7	- 33.6	472,178	1.6	- 40.0	626,027	2.4	- 33.6
Other Grains	358,755	1.0	14.3	358,755	1.2	14.3	336,915	1.3	16.2
<i>Total Grains</i>	9,983,141	27.5	- 5.9	9,516,103	32.8	- 5.2	7,341,522	28.4	- 11.3
Other Agricultural Products	19,474	0.1	1,071.0	19,474	0.1	1,071.0	19,452	0.1	1,069.7
<i>Total Agricultural Products</i>	10,002,615	27.5	- 5.7	9,535,577	32.9	- 5.0	7,360,974	28.5	- 11.0
<b>Mine Products:</b>									
Iron Ore	6,201,494	17.1	- 9.8	5,567,353	19.2	- 4.9	3,922,589	15.2	- 23.6
Coal	1,770,540	4.9	- 16.3	237,681	0.8	114.6	1,770,540	6.9	- 16.3
Coke	1,645,465	4.5	6.0	1,329,681	4.6	12.4	1,490,516	5.8	4.2
Stone, Ground, Crushed, or Rough	163,554	0.5	- 56.2	103,513	0.4	- 2.6	120,924	0.5	- 58.8
Salt	3,237,525	8.9	15.8	1,083,423	3.7	8.1	3,011,189	11.7	12.5
Other Mine Products	2,563,301	7.1	13.1	2,304,854	8.0	18.1	1,774,549	6.9	35.2
<i>Total Mine Products</i>	15,581,879	42.9	- 2.5	10,626,505	36.7	4.1	12,090,307	46.8	- 6.7
<b>Processed Products:</b>									
Iron and Steel	2,199,913	6.1	- 16.9	2,199,498	7.6	- 16.9	1,312,386	5.1	- 8.9
Steel Slabs	310,560	0.9	- 61.2	310,560	1.1	- 61.2	18,953	0.1	- 88.6
Petroleum Products	2,463,235	6.8	27.4	2,156,403	7.4	25.7	1,902,014	7.4	23.7
Chemicals	722,214	2.0	- 18.0	691,153	2.4	- 16.7	213,815	0.8	- 12.2
Other Processed Products	5,018,407	13.8	- 5.5	3,416,707	11.8	- 2.9	2,894,335	11.2	- 3.9
<i>Total Processed Products</i>	10,714,329	29.5	- 7.4	8,774,321	30.3	- 7.8	6,341,503	24.6	- 0.9
<b>Miscellaneous Cargo:</b>									
Forest Products	35,811	0.1	60.3	35,811	0.1	60.3	35,811	0.1	72.7
Animal Products	1,479	0.0	- 84.9	1,479	0.0	- 84.9	-	-	-
<i>Total Miscellaneous Cargo</i>	37,290	0.1	16.0	37,290	0.1	16.0	35,811	0.1	72.7
<b>GRAND TOTAL</b>	<b>36,336,113</b>	<b>100.0</b>	<b>-4.9</b>	<b>28,973,693</b>	<b>100.0</b>	<b>-2.7</b>	<b>25,828,595</b>	<b>100.0</b>	<b>-6.6</b>

**TRAFFIC BY CLASS AND TYPE OF VESSEL  
2022**

**TABLE C1**

**ST. LAWRENCE SEAWAY**

CLASS AND TYPE OF VESSEL	VESSEL TRANSITS			GROSS REGISTERED TONNAGE	CARGO TONNES								
	Loaded	Ballast	Total		Bulk (1)	Coal	Grains	Govt. Aid	Containers	General Cargo	Steel Slabs	Total	%
<b>UPBOUND:</b>													
Ocean: Cargo	361	67	428	7,222,533	1,938,333	-	20,975	-	53,407	2,352,322	280,005	4,645,042	12.8
Ocean: Barge	-	-	-	-	-	-	-	-	-	-	-	-	-
Ocean: Tanker	86	12	98	1,063,593	862,022	-	-	-	-	-	-	862,022	2.4
Ocean: Total Ocean	447	79	526	8,286,126	2,800,355	-	20,975	-	53,407	2,352,322	280,005	5,507,064	15.2
Laker: Cargo	284	507	791	14,352,690	5,383,643	-	24,350	-	8,310	-	-	5,416,303	14.9
Laker: Barge	83	59	142	908,126	770,324	-	-	-	-	-	-	770,324	2.1
Laker: Tanker	59	104	163	1,823,406	586,904	-	-	-	-	-	-	586,904	1.6
Laker: Total Laker	426	670	1,096	17,084,222	6,740,871	-	24,350	-	8,310	-	-	6,773,531	18.6
Non-Cargo (2)	-	395	395	451,000	-	-	-	-	-	-	-	-	-
<b>Total Upbound</b>	<b>873</b>	<b>1,144</b>	<b>2,017</b>	<b>25,821,348</b>	<b>9,541,226</b>	<b>-</b>	<b>45,325</b>	<b>-</b>	<b>61,717</b>	<b>2,352,322</b>	<b>280,005</b>	<b>12,280,595</b>	<b>33.8</b>
<b>DOWNBOUND:</b>													
Ocean: Cargo	332	82	414	6,951,079	1,828,443	-	3,975,109	-	21,500	7,741	-	5,832,793	16.1
Ocean: Barge	-	-	-	-	-	-	-	-	-	-	-	-	-
Ocean: Tanker	44	54	98	1,063,593	312,563	-	-	-	-	-	-	312,563	0.9
Ocean: Total Ocean	376	136	512	8,014,672	2,141,006	-	3,975,109	-	21,500	7,741	-	6,145,356	16.9
Laker: Cargo	666	125	791	14,339,712	8,404,304	1,770,540	5,887,058	-	25,546	116	-	16,087,564	44.3
Laker: Barge	70	73	143	895,216	414,592	-	88,055	-	-	-	-	502,647	1.4
Laker: Tanker	129	34	163	1,821,874	1,319,951	-	-	-	-	-	-	1,319,951	3.6
Laker: Total Laker	865	232	1,097	17,056,802	10,138,847	1,770,540	5,975,113	-	25,546	116	-	17,910,162	49.3
Non-Cargo (2)	-	382	382	450,477	-	-	-	-	-	-	-	-	-
<b>Total Downbound</b>	<b>1,241</b>	<b>750</b>	<b>1,991</b>	<b>25,521,951</b>	<b>12,279,853</b>	<b>1,770,540</b>	<b>9,950,222</b>	<b>-</b>	<b>47,046</b>	<b>7,857</b>	<b>-</b>	<b>24,055,518</b>	<b>66.2</b>
<b>TOTALS:</b>													
Ocean: Cargo	693	149	842	14,173,612	3,766,776	-	3,996,084	-	74,907	2,360,063	280,005	10,477,835	28.8
Ocean: Barge	-	-	-	-	-	-	-	-	-	-	-	-	-
Ocean: Tanker	130	66	196	2,127,186	1,174,585	-	-	-	-	-	-	1,174,585	3.2
Ocean: Total Ocean	823	215	1,038	16,300,798	4,941,361	-	3,996,084	-	74,907	2,360,063	280,005	11,652,420	32.1
Laker: Cargo	950	632	1,582	28,692,402	13,787,947	1,770,540	5,911,408	-	33,856	116	-	21,503,867	59.2
Laker: Barge	153	132	285	1,803,342	1,184,916	-	88,055	-	-	-	-	1,272,971	3.5
Laker: Tanker	188	138	326	3,645,280	1,906,855	-	-	-	-	-	-	1,906,855	5.2
Laker: Total Laker	1,291	902	2,193	34,141,024	16,879,718	1,770,540	5,999,463	-	33,856	116	-	24,683,693	67.9
Non-Cargo (2)	-	777	777	901,477	-	-	-	-	-	-	-	-	-
<b>GRAND TOTAL</b>	<b>2,114</b>	<b>1,894</b>	<b>4,008</b>	<b>51,343,299</b>	<b>21,821,079</b>	<b>1,770,540</b>	<b>9,995,547</b>	<b>-</b>	<b>108,763</b>	<b>2,360,179</b>	<b>280,005</b>	<b>36,336,113</b>	<b>100.0</b>

(1) Bulk, as per previous years, includes domestic general and domestic steel slabs, as per the definition of domestic in the Tariff of Tolls.

(2) Includes passenger vessels.

**TRAFFIC BY MAJOR 25 CANADIAN PORTS  
2022**

TABLE C4

ST. LAWRENCE SEAWAY

PORT OR AREA (2)	SHIP- MENTS	CARGO TONNES (3)								
		Bulk (1)	Coal	Grains	Govt. Aid	Containers	General Cargo	Steel Slabs	Total	%
<b>INBOUND:</b>										
Hamilton	522	4,842,469	1,285,524	434,537	-	-	371,798	261,052	7,175,378	14.9
Quebec	181	3,327,587	16,448	1,212,829	-	-	-	-	4,556,864	9.5
Montreal	79	468,052	-	1,207,929	-	-	-	-	1,675,981	3.5
Toronto	111	1,443,410	-	-	-	-	161,354	-	1,604,764	3.3
Baie Comeau	52	-	-	1,284,088	-	-	-	-	1,284,088	2.7
Port Cartier	51	187,883	-	953,192	-	-	-	-	1,141,075	2.4
Sorel/Tracy	91	585,346	-	514,464	-	-	-	-	1,099,810	2.3
Cote Ste. Catherine	87	955,135	27,203	-	-	3,903	-	-	986,241	2.0
Clarkson/Mississauga	78	848,877	105,626	-	-	-	-	-	952,503	2.0
Johnstown	32	618,417	-	-	-	-	-	30,688	649,105	1.3
Valleyfield	257	451,699	-	-	-	8,780	136,329	-	596,808	1.2
Oakville	51	496,366	-	-	-	-	-	-	496,366	1.0
Oshawa	66	285,019	-	-	-	-	175,610	-	460,629	1.0
Becancour	15	167,048	-	225,022	-	-	-	-	392,070	0.8
Bowmanville	17	276,173	106,092	-	-	-	-	-	382,265	0.8
Samia	39	378,204	-	-	-	-	-	-	378,204	0.8
Sault Ste. Marie	16	132	-	-	-	-	209,308	18,953	228,393	0.5
Sept Iles	11	192,439	-	-	-	-	-	-	192,439	0.4
Halifax	15	121,876	-	49,016	-	-	-	-	170,892	0.4
Thorold	14	151,264	-	-	-	-	12,591	-	163,855	0.3
Belledune	6	158,356	-	-	-	-	-	-	158,356	0.3
Morrisburg	8	149,331	-	-	-	-	-	-	149,331	0.3
Sydney	7	14,230	124,372	-	-	-	-	-	138,602	0.3
Picton	10	34,682	55,617	-	-	-	17,641	-	107,940	0.2
Port Daniel	5	106,753	-	-	-	-	-	-	106,753	0.2
Other Canada	142	587,847	69,658	94,038	-	26,662	100,901	-	879,106	1.8
<b>Total Inbound</b>	<b>1,963</b>	<b>16,846,595</b>	<b>1,770,540</b>	<b>5,975,113</b>	<b>-</b>	<b>39,345</b>	<b>1,216,218</b>	<b>280,005</b>	<b>26,127,816</b>	<b>54.3</b>
<b>OUTBOUND:</b>										
Thunder Bay	302	1,298,643	27,107	4,979,425	-	-	-	-	6,305,175	13.1
Hamilton	156	348,460	-	2,323,376	-	-	406	-	2,672,242	5.5
Port Cartier	77	2,278,905	-	-	-	-	-	-	2,278,905	4.7
Goderich	83	1,357,110	-	238,346	-	-	-	-	1,595,456	3.3
Samia	117	924,811	-	410,795	-	-	-	-	1,335,606	2.8
Nanticoke	106	1,257,901	20,139	-	-	-	-	-	1,278,040	2.7
Windsor	63	873,851	-	269,535	-	-	-	-	1,143,386	2.4
Quebec	41	848,339	-	-	-	-	-	-	848,339	1.8
Bowmanville	65	800,028	-	-	-	-	-	-	800,028	1.7
Montreal	56	483,492	-	-	-	-	-	-	483,492	1.0
Port Daniel	49	441,317	-	-	-	-	-	-	441,317	0.9
Sept Iles	43	328,154	-	-	-	-	-	-	328,154	0.7
Trois Rivières	15	301,033	-	11,851	-	-	-	-	312,884	0.6
Dartmouth	12	312,411	-	-	-	-	-	-	312,411	0.6
Sault Ste. Marie	14	312,380	-	-	-	-	-	-	312,380	0.6
Johnstown	18	14,254	-	255,923	-	-	-	-	270,177	0.6
Sorel/Tracy	27	238,159	-	-	-	-	-	-	238,159	0.5
Bath	40	200,481	-	-	-	-	-	-	200,481	0.4
Magdalen Islands	6	155,910	-	-	-	-	-	-	155,910	0.3
Picton	21	127,246	-	-	-	-	78	-	127,322	0.3
Ramey's Bend	9	-	-	109,318	-	1,592	-	-	110,910	0.2
Stephenville	6	98,483	-	-	-	-	-	-	98,483	0.2
Clarkson/Mississauga	23	84,427	-	-	-	-	-	-	84,427	0.2
Cote Ste. Catherine	26	42,194	-	-	-	15,982	-	-	58,176	0.1
Bruce Mines	3	44,787	-	-	-	-	-	-	44,787	0.1
Other Canada	70	137,825	-	28,743	-	21,888	116	-	188,572	0.4
<b>Total Outbound</b>	<b>1,448</b>	<b>13,310,401</b>	<b>47,246</b>	<b>8,627,312</b>	<b>-</b>	<b>39,462</b>	<b>598</b>	<b>-</b>	<b>22,025,019</b>	<b>45.7</b>
<b>GRAND TOTAL</b>	<b>3,411</b>	<b>30,156,996</b>	<b>1,817,786</b>	<b>14,602,425</b>	<b>-</b>	<b>78,807</b>	<b>1,216,816</b>	<b>280,005</b>	<b>48,152,835</b>	<b>100.0</b>

(1) Bulk, as per previous years, includes domestic general and domestic steel slabs, as per the definition of domestic in the Tariff of Tolls.

(2) Area includes all ports or installations within a 20 kilometre (12.5 mile) radius of the main harbour.

(3) Tonnage figures are limited to cargo volumes moved through the Seaway lock structures.



**NovaAlgoma's  
NACC Alicudi  
unloads her first  
cargo of cement  
in Buffalo, NY.  
...the cement  
carrier is a "swap  
out" for NACC  
Capri trading  
overseas and  
become a "new"  
cement trader  
on the Lakes.**

Brian Wroblewski image,  
March 30

**Photo of  
M/V Edwin  
H. Gott  
downbound  
St. Marys  
River**

With thanks from  
Guest Gene  
Onchulenko who  
was traveling past  
Soo on way to a  
Detroit Marine  
Historical Society  
event.

Always willing to  
post members' and  
guests' photos.





**M/T Chiberta, Algoma’s “newest” tanker for their Great Lakes fleet (to replace the Algonorth now in international trade) becomes the M/T Algodberta at Sarnia, Ontario.**

Crane Guy image, April 2





**A view of the  
twisty river  
and the  
Cleveland  
skyline  
beyond.**

Lance Aerial Media  
image, April 3



**Wilfred Sykes is back on Cleveland, OH's Cuyahoga River for what is already the second time this year! G-tugs Indiana and Ohio assisting.**

April 3





**Capt. Henry Jackman passing fleetmate Algoma Sault on a blue overcast day in the canal.**

**A view from above of the two Equinox-class youngsters above Lock 7.**

Bill Salton Jr. image, April 4


# Great Lakes History

**1979**

**A violent spring storm found LABRADOC (ii) on Lake Erie where the cargo shifted and the vessel took on a precarious list. All on board were removed fearing the ship would roll over and sink. But it survived and was towed to safety eventually undergoing repairs at Port Weller Dry Docks. The vessel left Great Lakes service in 1988 and operated on deep sea runs as b) FALCON CREST until scrapping at Gadani Beach, Pakistan, in 1994.**

**Labradoc cargo shift Lake Erie, 4-6-79.**

Skip Meier Coll.



**1949**  
The former J.H. PLUMMER, once part of Canada Steamship Lines, was reported wrecked, due to stranding in fog, while six miles southwest of Shawsan on this date in 1949. The vessel was sailing as f) TUNG AN, and was en route from Tsingtao to Shanghai, with scrap steel.

***Note the abundance of navigation equipment on the bridge!!!***



**J.W. McGiffin in 1973 from Ernest R Breech.**

Roger LeLievre



**CSL NIAGARA** Vessel Finder

Self Discharging Bulk Carrier, IMO: 7128423, MMSI: 316029000

**Canada Steamship Lines' J.W. MC GIFFIN (Hull#197) was christened at Collingwood on April 11, 1972. Port Weller Drydocks attached a new forebody in 1999, and she was renamed b.) CSL NIAGARA.**



## **S.S. Keewatin prepares to depart Port McNicoll for new home** CTV News Barrie

**The S.S. Keewatin will soon depart on what's sure to be its final voyage to its new home in Kingston, Ont. Soon the ship built in 1907 will bid farewell to Port McNicoll and head to the Marine Museum of the Great Lakes to spend the next phase of its existence.**

**The iconic ship will soon be towed to Hamilton for the summer, where it will undergo major repairs, which will come with a significant price tag. "We're talking in the millions, not the hundreds of thousands. We want to get all that work done in the shipyard before it comes to Kingston because that's significant work," said Cowie. The ship will travel to Kingston when the repairs are completed, at the end of the summer or the beginning of fall. Museum officials hope to open the S.S. Keewatin to the public in the summer of 2024.**



**Cement Carrier S.T. Crapo (1927) is all set to be pulled ashore at the MRC scrapyards in Port Colborne, ON.**

Bobby Dzz image, March 8

**PATERSON  
(Hull#231) was  
launched April 18,  
1985, by  
Collingwood  
Shipyards Ltd. She  
was the last  
straight deck bulk  
freighter built on  
the Lakes and was  
built to the  
maximum size  
permitted to lock  
through the  
Seaway. Renamed  
b.) PINEGLEN in  
2002.**



**Paterson launch at Collingwood, ON 4.18.1985.**

Barry Andersen





# Seafarer Application

A Guide for Shipping Agents

---

IRCC— Updated March 2023

# **Protecting the North Atlantic right whale: speed restriction measures in the Gulf of St. Lawrence - SSB No.: 05/2023**

**This bulletin describes the speed restriction zones that vessels must follow in the Gulf of St. Lawrence.**

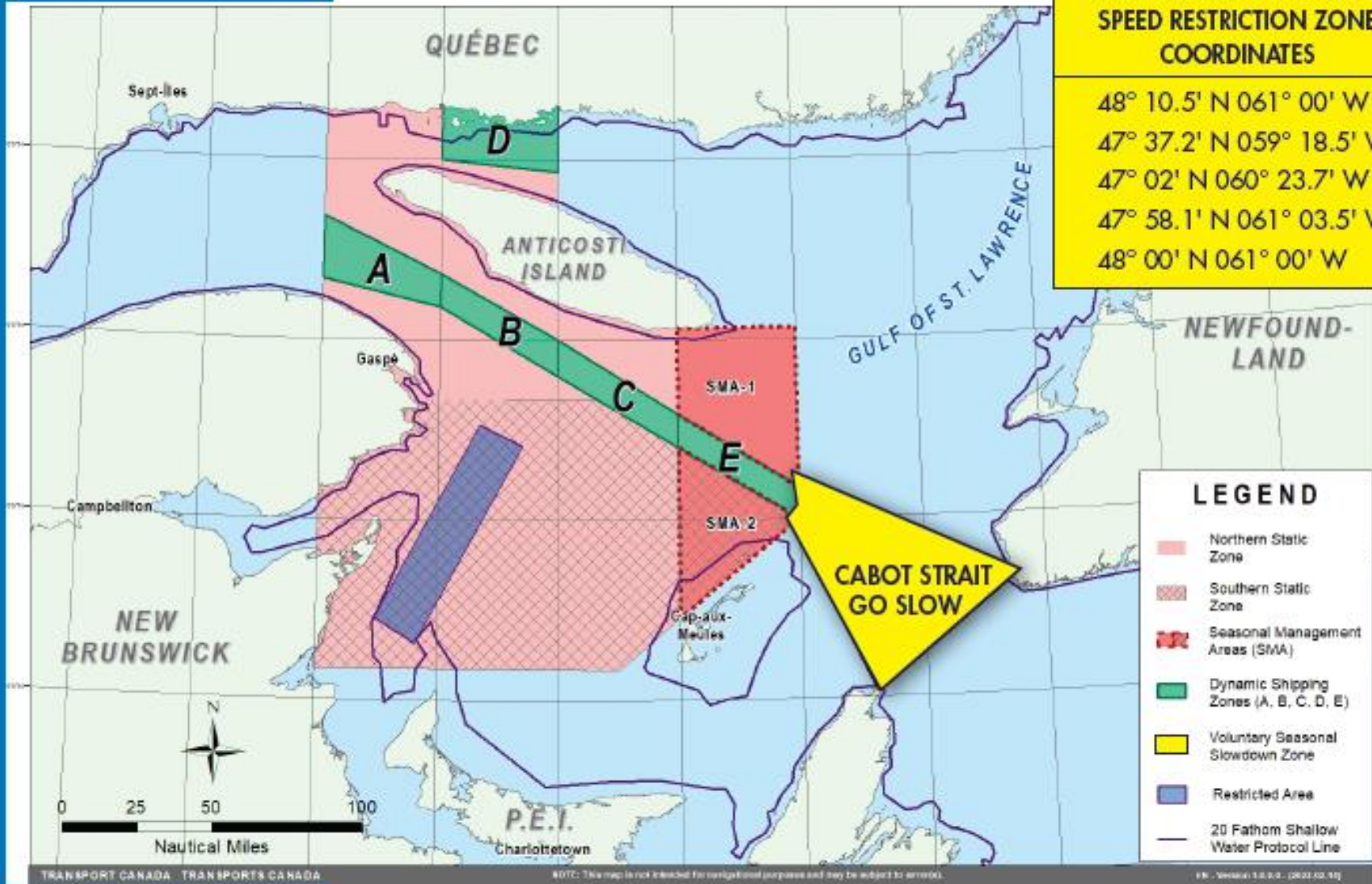
**The Government of Canada has established these zones to reduce the risk of vessel colliding with North Atlantic right whales (NARW).**

**Based on consultations with industry and on scientific data, changes to the speed restriction zones will be effective from April 19th, 2023, while the restricted area will be implemented based on whale presence:**

**A voluntary seasonal slowdown of 10.0 knots over the ground spanning from Cabot Strait (a line running from Cape North NS to Cape Ray NL) to the eastern edge of dynamic shipping zone E will be implemented at the beginning and end of the North Atlantic right whale season.**

# Cabot Strait Voluntary Slowdown Area


April 19 – June 27 + September 27 – November 15, 2023



## CABOT STRAIT VOLUNTARY SPEED RESTRICTION ZONE COORDINATES

48° 10.5' N 061° 00' W  
47° 37.2' N 059° 18.5' W  
47° 02' N 060° 23.7' W  
47° 58.1' N 061° 03.5' W  
48° 00' N 061° 00' W

**When is the voluntary slow down in effect?**  
Between April 19 and June 27, and again between September 27 and November 15. Right Whales migrate in and out of the Gulf of St. Lawrence through Cabot Strait.



Whale illustration by Scott Landry  
Whale and ship photograph by Yan Guilbault New England Aquarium

the **RIGHT TIME** to do the **RIGHT THING** for the **RIGHT WHALE**

# **United Kingdom seafarers can now seek Canadian recognition of their STCW certificates - SSB No.: 03/2023**



**The bulletin is to let you know that:**

**Canada has signed a reciprocal arrangement with the United Kingdom.**

**United Kingdom seafarers holding a valid STCW certificate of competency, issued by the Maritime and Coastguard Agency, can now apply for a Canadian endorsement.**

## **Filipino seafarers can now seek Canadian recognition of their STCW certificates - SSB No.: 04/2023**

**Ship Safety  
Bulletin**

**SSB**

**On March 29, 2023, Canada entered into a reciprocal arrangement with the Republic of the Philippines for the recognition of certificates of competency and issuance of endorsements pursuant to regulation I/10 of the STCW Convention.**

**Seafarers with a valid STCW certificate issued by the Republic of the Philippines can now apply for a Canadian endorsement. This is similar to reciprocal arrangements Canada has already signed with Australia, France, Norway, Ukraine, Georgia and the United Kingdom.**

**Canadian seafarers can also seek a Filipino endorsement of a valid Canadian STCW certificate by writing to the Republic of the Philippines Maritime Industry Authority using the following email address: [oed@marina.gov.ph](mailto:oed@marina.gov.ph).**



April 05, 2023 News, Shipyard News

## **Davie now a partner in Canada's National Shipbuilding Strategy**

**Canada's largest shipbuilder, Levis, Quebec, based Davie Shipbuilding has at last become an official partner in Canada's National Shipbuilding Strategy (NSS). Announcing the move yesterday, Prime Minister Justin Trudeau, said that this marked the start of negotiations for contracts to support Canada's future shipbuilding including the construction of six program icebreakers and one polar icebreaker for the Canadian Coast Guard. According to Davie, the initial work package also includes two large hybrid-powered ferries.**

# **Delivery of new Canadian icebreakers will depend on negotiations with builder: Ottawa**

By Staff The Canadian Press


**The federal government says it doesn't know when Quebec shipyard Chantier Davie will deliver a fleet of new icebreakers to the Canadian Coast Guard.**

**Officials say the schedule will depend on negotiations with the shipyard, which was formally added to Ottawa's multibillion-dollar shipbuilding strategy last week.**

**There are long-standing concerns about the Coast Guard's existing icebreakers and whether replacements will arrive in time.**

**Auditor General Karen Hogan noted in a report last year that the fleet is already on average more than 40 years old, increasingly prone to breakdowns and expensive to maintain.**

**Hogan concluded there was little room for delays if Ottawa wants to maintain its current icebreaking capabilities, which are critical for keeping Canada's waterways open to trade and resupplying northern communities.**



## **Detroit-Windsor truck ferry to close in 4 to 6 months, company says**

**After an unsuccessful plea for public funding, the Detroit-Windsor Truck Ferry (DWTF) will be shutting down later this year, the operator of the service confirmed.**

**The move will leave the cities without a direct way to transport hazardous or oversize loads across the border amid two mega projects in Windsor: the construction of the Stellantis-LG EV battery plant and the building of the Gordie Howe International Bridge.**



## **Green Marine 2023 program: Another step to protect biodiversity**

**Quebec City, QC, April 11, 2023 – The protection of biodiversity is at the core of international concerns, as it has been for the maritime industry. This year Green Marine is focusing on a new performance indicator for aquatic ecosystems. The environmental certification program’s 2023 criteria were released earlier today.**

**The performance indicator on aquatic ecosystems is the 15th indicator to be added to the environmental certification program, which is also celebrating its 15th anniversary!**



# **Canadian farmers urged to grow more wheat this year**

By Sean Pratt The Western Producer

**A senior grain industry executive hopes Canada's spring wheat growers step up after a disappointing United States March Prospective Plantings report.**

**Growers in that country said they intend to plant 10.57 million acres of spring wheat, the smallest crop since 1972.**

**Ankush Bhandari, vice-president of economic research for Viterra for the U.S. and Mexico, said that will cause a dearth of high protein wheat in North America.**

**U.S. hard red winter wheat stocks are at the lowest level since 2007, he said. And the new crop in the ground is in trouble, with only 28 percent of it rated good-to-excellent as of April 2.**



**CSL represents the ports of Montréal, Trois-Rivières, Québec, Saguenay, Baie-Comeau, Sept-Îles, Havre-Saint-Pierre, Gaspé and the Magdalen Islands.**

## **Ports Are Poised to Welcome 460,000 Cruise Guests**

**Cruise the St. Lawrence (CSL), the development and marketing organization that represents nine ports of call along the eastern Canadian coast, said on April 7 that 43 cruise ships will call at the region's ports this year, a substantial and welcome increase from the 28 ships that visited the ports in 2022.**

**The number of individual port calls will rise in 2023 to 300-plus, up from 248 last year, bringing a total of roughly 460,000 cruise visitors to the Canadian ports.**



## **Cyberattack targets websites for port authorities in Halifax, Montreal**

Paul Withers, CBC News


**The Port of Halifax has been hit with a "denial of service" cyberattack that has shut down its public website but did not compromise internal data or interrupt operations. Port authorities in Montreal and Quebec are investigating similar issues with their websites.**

**Later news stories confirmed the cyber attacks attributed to Russian based hackers.**

## **Former Boblo Island Detroit Detroit dock building being torn down**

**DETROIT– The end has come for the Detroit Harbor Terminal, better known as the Boblo Island Detroit dock. Made of reinforced concrete to support the weight of stored cargo coming off freighters, it was the largest warehouse on the Great Lakes opening Mar. 15, 1926. Boblo boats stopped docking there in 1991, and the building was abandoned in the early 2000s.**

**HistoricDetroit.org**





**Fincantieri Marinette Marine launches last Freedom-class littoral combat ship. The final littoral combat ship built at the shipyard was launched and christened. It was the last planned side-launch of a ship at the marine. The future USS Cleveland (LCS 31), a Freedom-variant littoral combat ship, is the 16th and final Freedom-variant LCS. FOX11**

# **National CMAC Registration Link**

**We will be using Eventbrite again this year for the registration process. Please click on the link below to register:**

**<https://www.eventbrite.ca/e/national-cmac-spring-2023-ccmc-national-printemps-2023-tickets-566537467817>**

**Spring 2023 National CMAC meeting April 12 to April 13, 2022**

**Any of our members attended? Anything to report?**

**April 24, 2023 - MacArthur Lock at the Soo re-opens**

**May 18, 2023 - IMO International Day for Women in Maritime**

**May 22, 2023 - National Maritime Day - United States**

**June 8, 2023 - World Oceans Day**

**June 15, 2023 - Global Wind Day**

**June 21, 2023 - World Hydrography Day**

**June 25, 2023 - Soo Locks Engineer's Day**

**June 25, 2023 - International Day of the Seafarer**



**Business Meeting**

**Great Lakes Division  
CMMC**

**April 18, 2023**



# **Minutes of Great Lakes CMM Divisional Meeting**

**March 21, 2023**

- **15 Members and Guests Attending**
- **Welcome to members and ISMA Georgian guests**
- **Industry update (Feb - March 2023) incl. Job Market Opportunities received**
- **Review of Minutes of February 21, 2023 and Business arising (Professional Development)**
- **Representation at Georgian College's Marine Industry Day (March 1, 2023)**
- **Secretary's Report - B. Maukonen incl. representation at Mariner's Service, Port Colborne**
- **Financial Report for March 14, 2023 (\$ 12,509.39)**
- **Mission to Seafarers – Discussion and motion for financial support (\$750.00)**
- **Cadet Membership; Motion for Great Lakes CMMC Mentorship Program**
- **Next Meeting – April 18, 2023**

**Review and Approval**

# **Business Arising from March 21, 2023 Meeting**

- **Great Lakes CMMC Cadet Mentorship Program – status update**
- **Mission to Seafarers Financial Support**

# Great Lakes Division Cadet Mentorship Program – Volunteer Mentor Information



# Volunteer Mentor Information Sheet

Information Form - CMMC Great Lakes Division Mentor for Navigation Cadets

**(Return Form to Capt. John Greenway – [greenway@greenwaymarine.ca](mailto:greenway@greenwaymarine.ca))**

Any Member category (Full, Senior, Associate) is eligible. There should be a willingness to share knowledge, experience and advice with a Georgian College Navigation Cadets who contacts a Mentor.

Simply add your information (WORD format) below. The information will be available on a CMMC Great Lakes Mentor Listing and distributed to a Georgian College Representative who will share information with Georgian College Navigation Cadets who are looking to benefit from contact with a mentor.

**Name:**

**Contact Information (either or both and preferred means of communication/times)**

**Telephone:**

**Email:**

**Brief background information about your experience and area of knowledge:**

Sample below is for your guidance:

**Name:** Capt. Moby Dick

**Contact Information: (either but both are preferred)**

**Telephone:** 1 111 111 1111 (Mobile or Landline)

**Email:** [mobydick@mobydick.ca](mailto:mobydick@mobydick.ca) (Preferred Contact)

Email contact best for initial contact; also, evenings for any communications.

**Brief background information about your experience and area of knowledge:**

e.g. Great Lakes Master, Tankers and Self Unloaders, Operations Shore Management (10 Years)

*If beneficial, also a short sentence or two on any knowledge/experience/interests that would assist the cadet in selecting mentor for contact and providing mentoring information/advice.*

# APRIL 2023 FINANCIAL REPORT

## GREAT LAKES DIVISION

Balance in account as of March 2023	\$ 12509.39
Deposited Dues	\$ 3230.00
Reimbursement for Capt. Greenway's expenses at Marine Day	<u>\$ 674.57</u>
Sub Total	\$ 16413.96
Capt. Greenway's expenses at Marine Day (Georgian College)	<u>\$ 963.67</u>
<b>Total in bank account</b>	<b>\$ 15450.29</b>

### Future Transaction:

Dues to pay to National (inclusive of \$532 cadet membership paid for by division)	\$ 5936.00
Donation from members to Foundation	<u>\$ 640.00</u>
<b>Total</b>	<b>\$ 6576.00</b>

**Anticipated total in bank after paying dues and donations: \$ 8874.29**

**Secretary's Report**  
**Any Other Business**

**Secretary (Bret Maukonen)**



# **National Executive Directors Meeting**

## **April 21, 2023**

### **Great Lakes Division Agenda Items:**

- **Request for Financial Support for TallShips Canada MED Training**
- **Request for Committee Members for HR and Communications Committees for the Canadian Marine Careers Foundation**
- **Status of Job Description and Distribution for CMMC Administrator's Position**
- **Director's Meeting for the Foundation**

# **National Executive Directors Meeting April 21, 2023 - AGENDA**

## **Old Business**

- A. General Manager /Administrator Position Update**
- B. Regalia – old stock**
- B. website Updates**
- C. Raffle fundraiser update**

## **New Business**

- A. Zoom account – continue or replace platform. Payment May .**
- B. AGM In person Ottawa Oct 12-15, 2023- Possible Conference?**
- C. CMCF Update and request for representation on Marine Industry HR Advisory Committee and Communications Committee of the CMCF (attachment)**
- D. Request for Training Financial Support from TallShips Canada (attachment)/Broadreach .**

# **May 2023 Great Lakes Division Meeting**

- **Discussion on In-Person Meeting**
- **Mission to Seafarers, Hamilton location ???**
- **Date for convenient attendance???**
- **Confirmed attendance of members and guests for food count**
- **Food ordered-in complements of GL CMMC Division – simple menu???**
- **Bar – Cash**
  
- **Nominations for New Great Lakes Division Executive**

**June 20, 2023 Meeting**

**AGM**

- **Any Other Business**

- **Next Meeting**

- **May ??? 2023 at ??? hrs (EDT)**

- **In Person**

- **Adjournment**